

ez-HSV+

HDMI to SDI
Converter with
Display and Scaler

Operation manual

LUMANTEK

REVISION NUMBER: 1.0.0

DISTRIBUTION DATE: SEPTEMBER. 2019

Copy Rights

Copyright © 2006~2019 LUMANTEK Co., Ltd.

All Rights Reserved

This document contains information that is proprietary to LUMANTEK.CO., LTD. The information in this document is believed to be accurate and reliable; however, LUMANTEK assumes no responsibility or liability for any errors or inaccuracies that may appear in this document, nor for any infringements of patents or other rights to third parties resulting from its use.

This publication may contain technical issues, inaccurate information or typos. These will be revised in revised edition, if there is any. No part of this publication is subject to be reproduced, stored in retrieval system, or transmitted in any forms, or any means without the prior consent by Lumantek.

Trademarks

HD ENCODULATOR TM, SD ENCODULATOR TM LUMANTEK Logo, Mega CruiserTM, ORIXTM, X-CruiserTM, DTA-PlusTM, Media BlasterTM, are Trademarks of Lumantek. Co., Ltd.

Any other trademarks than stated above in this document belongs to its pertinent corporation.

Warranty Period

Lumantek's products comes with One(1) year limited warranty. Please contact below if you need more information.

LUMANTEK CUSTOMER SERVICES

gs@lumantek.co.kr

TEL:02-6947-7400

FAX:02-6947-7440

LUMANTEK

01. Introduction

Introduction

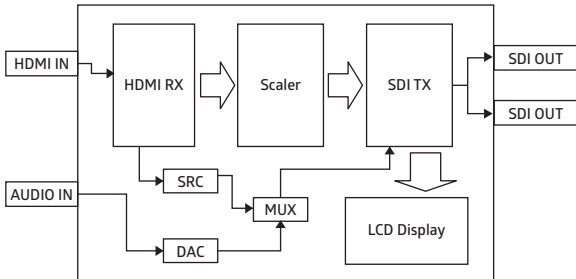
Ez-HSV+(HDMI to SDI Converter with Display and Scaler)

ez-HSV+ is an HDMI to SDI with Scaler Converter with 1 x HDMI input and 2 x SDI outputs. It receives External Analog Audio (Stereo) input which can be embedded into the video. Ez-HSV+ is a mini converter that can display incoming video through 2.7inch TFT-LCD. The display shows input audio level meter and input & output resolutions. Resolution can be up or down scaled (from 480i to 1080p60) with a DIP switch.

Features

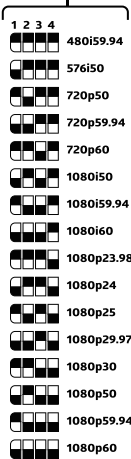


- ① Supports SD/HD/3G
- ② HDMI Video In: : SD/HD/3G (HDMI Type A) x1
- ③ SDI Video Output: SD/HD/3G-SDI (BNC 75Ω) x2
- ④ Audio IN: Analog audio (3.5mm Stereo Jack) x1
- ⑤ LCD Display :2.7inch TFT-LCD x1
- ⑥ MODE : Push Switch x1

Block Diagram



02. Product Interface


DIP Switch setting

<p>VIDEO OUT</p>  <p>1 2 3 4</p> <p>480i59.94</p> <p>576i50</p> <p>720p50</p> <p>720p59.94</p> <p>720p60</p> <p>1080i50</p> <p>1080i59.94</p> <p>1080i60</p> <p>1080p23.98</p> <p>1080p24</p> <p>1080p25</p> <p>1080p29.97</p> <p>1080p30</p> <p>1080p50</p> <p>1080p59.94</p> <p>1080p60</p>	<p>VIDEO OUT : Output Video Resolution Settings (Position 1, 2, 3, 4)</p> <ul style="list-style-type: none"> - 720x480i@59.94 (DIP SW : 1111) - 720x576i@50 (DIP SW : 0111) - 1280x720p@50 (DIP SW : 1011) - 1280x720p@59.94 (DIP SW : 0011) - 1280x720p@60 (DIP SW : 1101) - 1920x1080i@50 (DIP SW : 0101) - 1920x1080i@59.94 (DIP SW : 1001) - 1920x1080i@60 (DIP SW : 0001) - 1920x1080p@23.98 (DIP SW : 1110) - 1920x1080p@24 (DIP SW : 0110) - 1920x1080p@25 (DIP SW : 1010) - 1920x1080p@29.97 (DIP SW : 0010) - 1920x1080p@30 (DIP SW : 1100) - 1920x1080p@50 (DIP SW : 0100) - 1920x1080p@59.94 (DIP SW : 1000) - 1920x1080p@60 (DIP SW : 0000)
<p>RATIO</p>  <p>5</p> <p>Full</p> <p>Letter PillarBox</p>	<p>RATIO : Output Video Screen Ratio (Position 5)</p> <ul style="list-style-type: none"> - FULL 16:9 (DIP SW : 1) - Latter 4:3 or Pillar Box (DIP SW : 0)
<p>AUDIO</p>  <p>6</p> <p>INT.</p> <p>EXT.</p>	<p>AUDIO : Input Audio Settings (Position 6)</p> <ul style="list-style-type: none"> - INT. (DIP SW : 1) - EXT. (DIP SW : 0)


02. Product Interface

MODE Switch Settings

① LCD Backlight brightness control (Dark or Bright)



← Turns dark when pressing for less than 1 second




← Turns bright when pressing for less than 1 second

02. Product Interface

MODE Switch Settings

② LCD Screen ON/OFF



Turn LCD Screen ON by pressing and holding for less than 6 seconds




Turn LCD Screen OFF by pressing and holding button between 1-6 seconds


02. Product Interface

MODE Switch Settings

③ LCD Screen rotation (0 or 180 degrees)



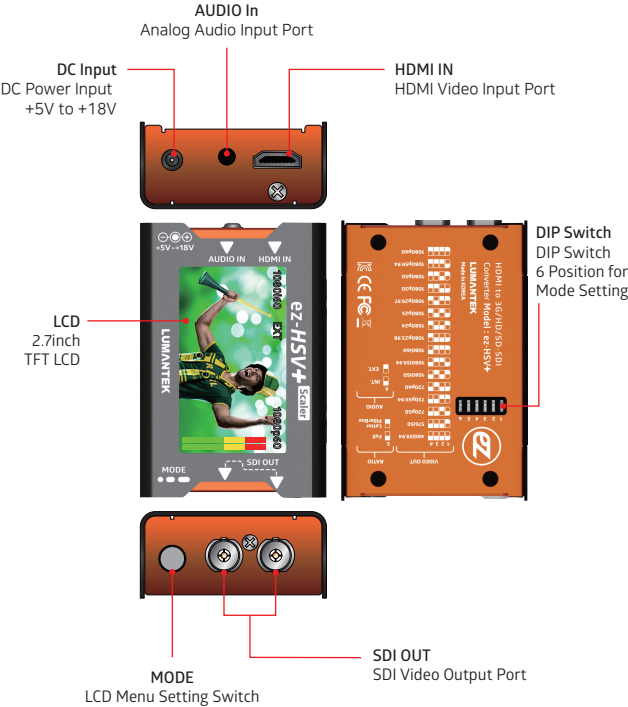
← Rotates to 180 degrees when pressed for more than 6 seconds



← Rotates to 0 degrees when pressed for more than 6 seconds

02. Product Interface

System Information



02. Product Interface

LCD Screen Configuration

Input Audio

If DIP Switch Audio settings is set to external, then shows "EXT". If DIP Switch Audio setting is set to internal, shows nothing.

Output Resolution

Shows SDI output resolution (set by DIP Switch)



Input Resolution


Input HDMI signal resolution
(Shows UNKNOWN with no signal)

Input Audio level meter

Left and right level of Input Audio signal

03. Product Configuration

ez-HSV+ body



Global adapter



Adaptor Specification

AC Input : AC100 to 240V, 50/60Hz

DC Output : DC12V, 1A

LUMANTEK